

## TOPIC What color is the book on the desk?

### Aims for this lesson

- To learn prepositions of location
- To deliver and receive information accurately



### Target sentences

Where is the blue book?  
It's on the desk.  
What color is the book on the desk?  
It's blue.

### Words

on, in, under, by, over, between

※ WELCOME to LW BLUE Unit 8

### What to prepare

- Class Cards : Unit 7-2 #1 74-1 79 (Preposition: on, in, under, by, over, between)
- Colored pencils

### Warm up and Review

- 1 Greet the class.
- 2 **Q&A List (No.1-93)** : See the "120 Questions List for Book 2".
- 3 **Review the previous lesson: Unit 7-1 p.40** .....  
Play CD2 #24. Have students repeat the words in the 'Words' box.  
Play CD2 #25. Have students say the chant from Unit 7-1, page 40.  
Play CD2 #26. Have students say the chant only to the beat.
- 4 One pair at a time, have students recite the chant.  
Once they can do the chant well, give them an award sticker for circle 40 on their name card or let them color it.  
(If the class is very big, you can divide them into groups.)

My name is \_\_\_\_\_

---

**PROGRESS REPORT**

4	6	8	10	12	14	16	18	20	22
24	26	28	30	32	34	36	38	40	42
44	46	48	50	52	54	56	58	60	62



Structures used in this activity

What color is the book on the desk?  
It's blue.

Disc 2  
28


### Activity Procedure

Use Class Cards (Preposition, # 174-179) to introduce and practice the vocabulary for this activity.

- Lay out cards in the chalk tray on the board.
- Play CD2 #27. Have students point at the pictures as they repeat the words to the rhythm.

Disc 2  
27

on the desk, in the desk, under the desk, by the desk, over the desk, between the desks



Introduce and practice the sentence pattern. (CD2 #28)

Disc 2  
28

What color is the book on the desk?  
It's blue.

1



Have students open their textbooks to **page 43**. Get them in pairs. Have one student color the books as he/she likes and another color the pencils.

2

What color is the book on the desk?



As they finish coloring, have them sit as far apart as possible so that they cannot see each other's textbooks.

S2: What color is the book on the desk?

S1: It's red.

S2: Thank you.

3

Have students color the objects as to match with the information they got.

4



When finish coloring all the objects, students show their textbooks to each other to check if they colored correctly.

※In order to make it easier to see, the pictures show the students using separate sheets. Please have students use textbook **page 43**.

Disc 2  
30  
31

Unit 7 2A

63-64

What color is the book **on** the desk? 🍌 🍌 It's blue. 🍌 🍌

What color is the book **in** the desk? 🍌 🍌 It's yellow. 🍌 🍌

What color is the book **under** the desk? 🍌 🍌 It's green. 🍌 🍌

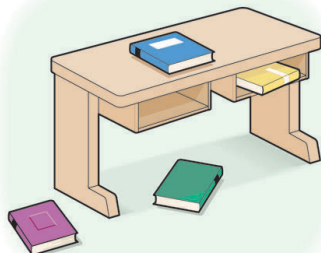
What color is the book **by** the desk? 🍌 🍌 It's purple. 🍌 🍌

Where is the blue book?  
It's **on** the desk.

Where is the yellow book?  
It's **in** the desk.

Where is the green book?  
It's **under** the desk.

Where is the purple book?  
It's **by** the desk.



65

Words



on

in

under

by

over

between

42  
forty-two

43  
forty-three

2B


Unit 7

Communication activity

- What color is the book on the desk?
- It's blue.



Disc 2  
28



Disc 2  
32  
33

Disc 2  
29


Textbook-left page p.42

1 Have students open their textbooks to page 42.

2 Vocabulary

Disc 2  
29

on, in, under, by, over, between



- Introduce and practice the vocabulary in the 'Words' box with the Class Cards (# 174-179).
- Play CD2 #29. Have students point at the pictures in their books as they listen and repeat the words.

3 Chant



- Play CD2 #30. Have students listen and follow along with the sentences in their books.
- Play CD2 #30 again. Encourage students to say the chant along with the CD.
- Divide the class into two groups. Have one group ask the questions and the other answer.
- Reverse roles and do it again.
- Have students say the chant only to the rhythm. (CD2 #31)

Disc 2  
30  
31

Script:

What color is the book on the desk? ×× It's blue. ××  
 What color is the book in the desk? ×× It's yellow. ××  
 What color is the book under the desk? ×× It's green. ××  
 What color is the book by the desk? ×× It's purple. ××  
 Where is the blue book? It's on the desk.  
 Where is the yellow book? It's in the desk.  
 Where is the green book? It's under the desk.  
 Where is the purple book? It's by the desk.

4 Original Chant

- Have students get into groups. As a group, have them choose 4 pencils and place them around the classroom; on, in or under the chair, desk, bag and so on. Create a chant of their own accordingly, and have each group present their chant to the class. (They can choose either the first half or the second half of the chant.)


Textbook-right page p.43

Listening test 

Disc 2  
32→33

Listen carefully and choose the correct picture.

- No.1** A: Where is my cat?  
It's orange and white.  
B: It's on the sofa.
- No.2** A: Where is my shirt, Mom?  
B: It's in the bedroom.
- No.3** It's sunny and hot.  
Let's go swimming.
- No.4** This is the weather report from China.  
It is cold and windy today.



Workbook p.29

1 Have students color the bats as indicated.

- A sad bat on the bench is red.
- A sad bat on the table is black.
- A happy bat under the bench is pink.
- A happy bat under the table is brown.
- An angry bat on the bench is orange.
- An angry bat under the table is purple.

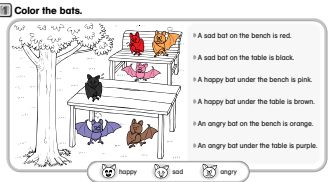
■ If students have trouble with reading the directions, have them practice with you first.

2 Have students read the questions and write the answers referring to the picture in 1.

It is....

■ If students have trouble with reading the directions, have them practice with you first. Put the Class Cards (Preposition, #174-176) up on the board for reference.

**1 Color the bats.**



- ▶ A sad bat on the bench is red.
- ▶ A sad bat on the table is black.
- ▶ A happy bat under the bench is pink.
- ▶ A happy bat under the table is brown.
- ▶ An angry bat on the bench is orange.
- ▶ An angry bat under the table is purple.

**2 Answer the questions.**

1 What color is the happy bat under the bench?  
It is pink.

2 What color is the happy bat on the bench?  
It is orange.

3 What color is the sad bat on the bench?  
It is red.

4 What color is the happy bat under the table?  
It is brown.

5 What color is the sad bat on the table?  
It is black.

6 What color is the angry bat under the table?  
It is purple.

Homework

- 1 Have students listen to the "preposition" chant from page 42 of the Student Book (Student CD # 63→64).
- 2 Encourage students to practice the chant only to the beat, using track #64.
- 3 At the beginning of the next lesson, have them do the chant.
  - While listening and practicing at home, students should open their Student Book to page 42 and follow along with the words.