

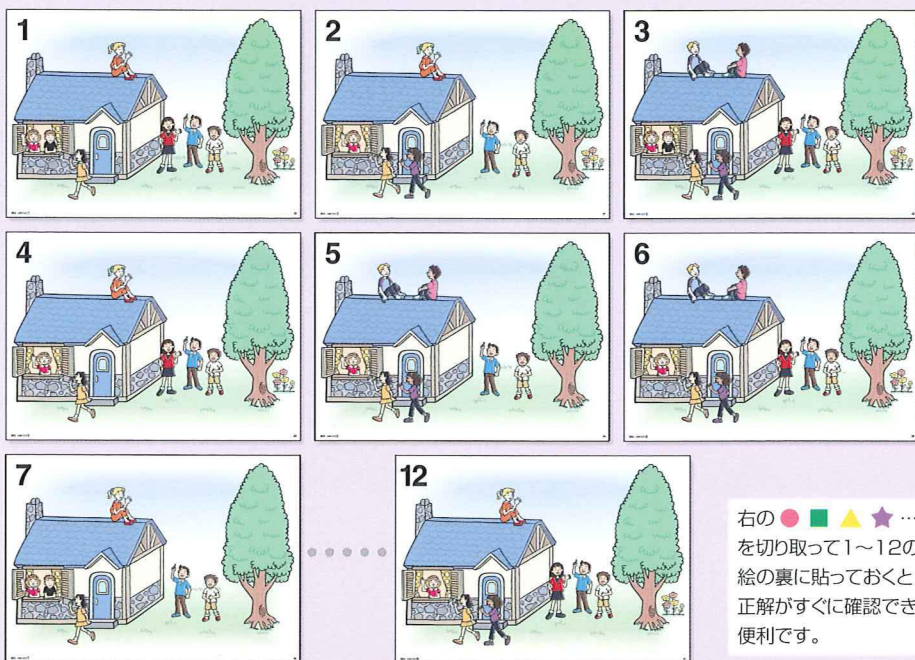
There are two children in the house.

カードの情報から絵を当てよう! (There is/are... と前置詞の使い方)

前置詞を使って生徒達のいる場所を表現します。「インフォメーション文字カード」を文ごとに切って色ごとにまとめます。家の周りに子どもがいる絵12枚の裏にマグネットを貼り、黒板に貼ります。クラスを4人グループにわけ、1つのグループに同色枠のカードを1枚ずつ渡します。生徒達は自分のカードの情報を **There are three children between the house and the tree. There is a child in front of the house.** と読み、グループでどの絵のことかを考えて黒板の該当の絵を取ります。
※時間によって、違う絵で何度かおこないます。

Cut out the Reading Information cards (1 sentence per card) and sort them into sets by color. Attach magnets to the 12 picture cards and put them up on the board. Have the students get into groups of 4, and give each group one set of Reading Information cards. Students take turns reading out their sentence to their group and the group tries to figure out which picture is being described.


※ Depending on time, you can give each group a different set of cards and have them repeat the activity.




右の ● ● ● ● ● ...
を切り取って1~12の
絵の裏に貼っておくと
正解がすぐに確認できて
便利です。

- 1 → ●
- 2 → ■
- 3 → ▲
- 4 → ☆
- 5 → ♥
- 6 → ◆
- 7 → ☾
- 8 → ●
- 9 → ♪
- 10 → ♠
- 11 → ■
- 12 → ♣


Color-coded Information cards



(1の絵)



(2の絵)



(3の絵)

Reading Information cards

1の絵	There are three children between the house and the tree.	4の絵	There are three children between the house and the tree.	7の絵	There are two children between the house and the tree.	10の絵	There are two children between the house and the tree.
	There are two children in the house.		There is a child in the house.		There are two children in the house.		There is a child in the house.
	There is a child in front of the house.		There is a child in front of the house.		There is a child in front of the house.		There is a child in front of the house.
2の絵	There is a child on the roof.	5の絵	There is a child on the roof.	8の絵	There is a child on the roof.	11の絵	There are two children on the roof.
	There are two children between the house and the tree.		There are two children between the house and the tree.		There are two children between the house and the tree.		There are two children between the house and the tree.
	There are two children in front of the house.		There are two children in front of the house.		There are two children in front of the house.		There are two children in front of the house.
3の絵	There is a child on the roof.	6の絵	There are two children on the roof.	9の絵	There are two children on the roof.	12の絵	There is a child on the roof.
	There are three children between the house and the tree.		There are three children between the house and the tree.		There are three children between the house and the tree.		There are three children between the house and the tree.
	There are two children in the house.		There is a child in the house.		There are two children in the house.		There is a child in the house.

内容物

No.20 ~ 47 (計 28 枚 / A4 判)

- 12 picture cards sheets
- 12 Color-coded Information cards sheets
- 4 Reading Information cards sheet

Unit 3-2 のタグは、線で切り取り、持ち出しフォルダーの上の部分に差し込むか、貼り付けるなどして、アクティビティごとの整理・収納に有効にお使いください。

The tag can be cut out and used for index folders.
Simply cut out the tag and slip it in the tag holder.

Unit 3-2 There are two children in the house.

