


A red ghost is jumping.


オバケの絵で現在進行形と色を練習しよう!

オバケの絵7枚の中から1枚を選んで見せ、A red ghost is jumping. のように文章パターンを教えます。次に、黒板にこの7枚を貼り、A ghost is jumping. What color is it? と質問し、ghost が何色かを尋ねていきます。最初に正解した子供が次の質問者になり、同様に何度か繰り返します。

Introduce the sentence pattern. Hold up one card and model the pattern. Have students repeat the pattern. "A ghost is sleeping." Stick the seven cards up on the board and ask what color the ghost (doing certain action) is. "A ghost is running. What color is it?" The first student to call out the correct answer comes up to the front and plays the Teacher's role. Repeat several times.




jumping




sitting




flying




swimming



running



walking



sleeping

内容物

No.62 ~ No.68

(計7枚/A4判)



Unit 5-3 のタグは、線で切り取り、持ち出しフォルダーの上の部分に差し込むか、貼り付けるなどして、アクティビティごとの整理・収納に有効にお使いください。

The tag can be cut out and used for index folders.
Simply cut out the tag and slip it in the tag holder.

Unit 5-3 A red ghost is jumping.