

Grammar Cards & Photo Cards

Unit	Grammar Cards	Photo Cards
1	1	
	2	
	3	
2	1	Unit 2-1 Sheet No.1-4 (Cards:1-8)
	2	
	3	
3	1	Unit 3-2 Sheet No.5-9 (Cards:1-10)
	2	
	3	
4	1	
	2	
	3	
5	1	Unit 5-1 Sheet No.10-16 (Cards:1-13)
	2	
	3	

Unit	Grammar Cards	Photo Cards
6	1	2, 3
	2	3
	3	4, 5
7	1	6
	2	7, 8
	3	9, 10
8	1	10,11
	2	11, 12
	3	13, 14, 15, 16, 17, 18
9	1	19, 20
	2	20
	3	20, 21, 22
10	1	22, 23, 24
	2	24, 25
	3	25, 26, 27

Photo Cards (21枚)

Unit 2-1



Unit 3-2



Unit 3-2



Unit 5-1



Unit 5-1



Unit 10-3



Grammar Cards (27枚)

1
The red box is as big as the blue one ten times not twice

2
I want to stop by a convenience store to buy something

3
to drink I want to a bag study English you

4
I know what to do where to go when to go how to go I

5
how to swim told you to do this I told not to do that

6
You must do it had better should have to have got to

7
If you press I you this button, pressed the door will open

8
a monster would I appear wish could fly would help me

9
I'll show you give tell a book the way teach English make

10
a cake buy a book Look at the dog sleeping sleeping

11
on the bench red a bird in the tree flying over there big

12
which comes to Japan whose beak is yellow which you bought

13
The story is about a boy There was an old couple They had a small house

14
who was born from a peach who lived in a small village which was on the hill

15
The old man went to the mountain The old lady went to the river There she found a big peach

16
where he gathered firewood where she washed their clothes which was floating down the stream

17
the boy who was born from a peach the house which

18
which was on the hill where he lives ever I do it I did it it

19
I have already done I haven't done yet I have seen a ghost

20
I have never seen a ghost Have you? the biggest ice cream

21
I have ever had ever the most beautiful sunset (that) (that)

22
I have ever seen I study English I I studied will study

23
am studying now I have studied have been studying

24
for seven years I I since I was five I I I make my mother

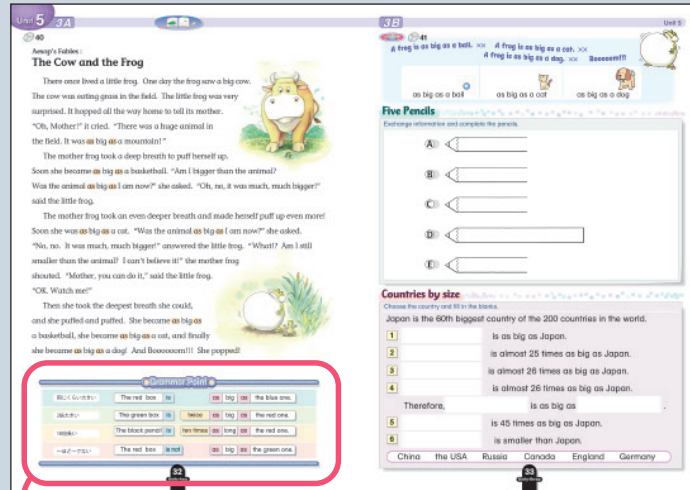
25
happy call him Jun I named it Tama spoken language is

26
The language spoken English Many people speak English there


27
English is spoken by many people is

How to Use the Grammar Cards

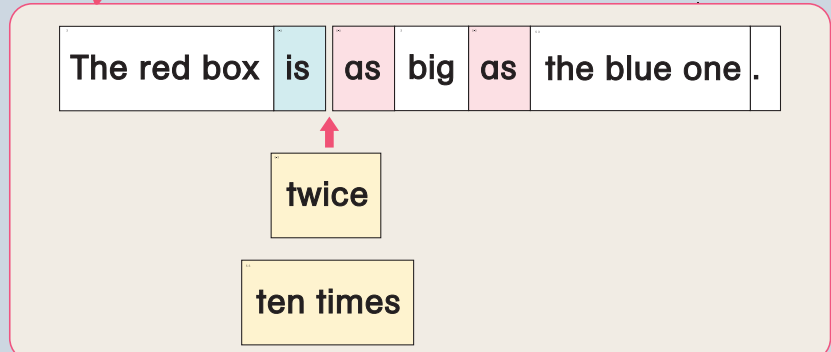
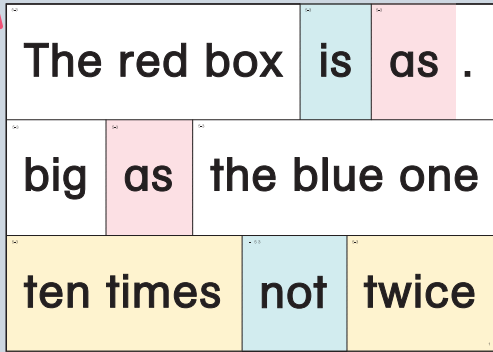
TOMORROW Textbook pp.32-33



TOMORROW Teacher's Book pp.66-67



Grammar Cards



Unit 7-3 The structure of < S+V+O (person) +O (noun) > ⇒p.45

- カードを使って右の文を作り、意味を説明する。
Use the cards to make the following sentence. Then explain its meaning.
- you のカードを加えて、意味の違いを話し合う。
Add the card "you" and discuss the difference in the meanings.
- show をはずし、give、buy を順に加えてできた文の意味の違いを話し合う。
Replace "show" with "give" and "buy" and discuss the difference in the meanings of the sentences.
- tell、teach、make のカードを順に使い、目的語を変えて文を作り、意味の違いを話し合う。
Use the cards "tell", "teach", and "make" with different objects to make the sentences. Then discuss the difference in the meanings.

I'll show a book .

I'll show you a book .

I'll give you a book .

I'll buy you a book .

I'll tell you the way .

I'll teach you English .

I'll make you a cake .

- カードをばらばらにして、先生が言う英文を聞いて生徒がカードを並べる。文ができたら読む練習をする。
Shuffle the cards and have Ss arrange the cards themselves to make the sentences you read. Practice reading the sentences.

- Dictation:** 先生が英文を読み、生徒はノートにその英文を書く。
Read sentences and have Ss write them in their notebooks.

- Disc 2 13 テキストp.44を開く。Grammar Point の音声を流し、音声の後に続いてリピートさせる。
Have Ss open the textbooks to p.44. Play the audio and have them repeat after the audio.