

Time to Start English!



2 Time to Start English (2コーラス)



- 1 Say hello, (hello)
- Say hello, (hello)
- Say hello, (hello) my friends,
- Say hello, (hello)
- Say hello, (hello)
- Say hello, my friends.

7 Say Hello II (5コーラス)



- 2 How are you? (I'm fine.)
- How are you? (I'm fine.)
- How are you? (I'm fine.) my friends,
- How are you? (I'm fine.)
- How are you? (I'm fine.)
- How are you? my friends.

- 3 Clap your hands, (clap)
- Clap your hands, (clap)
- Clap your hands, (clap) my friends,
- Clap your hands, (clap)
- Clap your hands, my friends.

- 4 Stamp your feet, (stamp)
- Stamp your feet, (stamp)
- Stamp your feet, (stamp) my friends,
- Stamp your feet, (stamp)
- Stamp your feet, my friends.

- 5 Say good-bye, (Good-bye)
- Say good-bye, (Good-bye)
- Say good-bye, (Good-bye) my friends,
- Say good-bye, (Good-bye)
- Say good-bye, my friends.



Words and Music by Mikiko Nakamoto

レッスンはじまりのうた



90 Hello Dear Friends

Let's begin, shall we? All right!

Hello, hello, dear friends, Hello, HELLO, dear friends,

Hello, hello, how are you? Nice to see you again.

レッスンおわりのうた



91 Goodbye Dear Friends

Goodbye, dear friends, Goodbye, dear friends,

See you next time! Have a nice day.


Have a nice day!

これだけできるようにならぼう。

Achievement Targets


1 じぶんのなまえを言うことができます。 I can say my name.

2 じぶんのとしを言うことができます。 I can say my age.


3 えいごのうた  をアクションをつけて先生（または ）と一緒に5つうたうことができます。 *（ ）の中は、お母さん、お父さん、おばあちゃん等を記入してください。

With my teacher (or mother, father, grandmother), I can sing 5 songs with acitions.

4 8 12 16 24 28 34 37 ○の中の数字はページをあらわしています。

4 えいごのうた  を大きな声で先生（または ）と一緒に3曲うたうことができます。 With my teacher (or mother, father, grandmother), I can sing 3 songs in a loud voice.

18 22 32 38

5 チャンツ  をアクションをつけて先生（または ）と一緒に2つ言うことができます。 With my teacher (or mother, father, grandmother), I can recite 2 chants with actions.

14 20

6 チャンツ  を大きな声で先生（または ）と一緒に3つ言うことができます。 With my teacher (or mother, father, grandmother), I can recite 3 chants in a loud voice.

6 10 26 30 40

7 Hang-in-there のそれぞれの部屋にある物の名前を10個言えます。

1 2 3 4 5

I can say name of the 10 items in each room. (Hang-in-there)

6 7 8 9 10

8 先生が言う英語を聞いて、その動作を3つすることができます。

I can do 3 actions that my teacher tells me.

1 2 3

WELCOME to Learning World の Achievement Targets について

学習対象年齢の発達段階を考慮し、上記の課題の歌やチャンツは、こども 1 人 1 人が歌の歌詞をはっきりと歌えることを求めるものではありません。個人の達成度の評価に重点を置きすぎずに、この年齢では、先生や保護者の方、クラスのみならず動作を付けたりしながら楽しく暗唱し、英語の持つリズムやイントネーションを楽しく身に付けることが大切です。（ ）の中はクラスの形態によって先生、お母さん、お父さん等を書いてください。





















Mikiko Nakamoto

WELCOME to Learning World PINK BOOK

Noah

CONTENTS

Anna

UNIT	TITLE		SONG	CHANT	PAGE
Unit 1	Time to Wake Up	A		Time to Wake Up	2
		B		Say Hello	4
Unit 2	Time to Have Breakfast	A		Breakfast is Ready	6
		B		This is the Way	8
Unit 3	Time to Wash Clothes	A		Papa's Shirt, Mama's Shirt	10
		B		Action Colors	12
Unit 4	Time to Go Out and Play	A		Seesaw	14
		B		Ten Little Children	16
Unit 5	Time to Have Lunch	A		Wash the Dishes	18
		B		Peanut Butter and Jelly	20
Unit 6	Time to Go Shopping	A		What's in the Cart?	22
		B		Roll that Red Ball	24
Unit 7	Time to Go Home	A		Let's Stop!	26
		B		The Wheels on the Bus	28
Unit 8	Time to Clean Up	A		Put Away	30
		B		Twinkle, Twinkle, Little Star	32
Unit 9	Time to Take a Bath	A		Wash Myself	34
		B		Pajamas Song	36
Unit 10	Time to Go to Bed	A		I Love My Family	38
		B		Stop Crying	40



Time to wake up! Time to wake up!
It's seven o'clock.
I'm ringing to wake you up.
It's seven o'clock. **WAKE UP!**

Time to Wake Up!



4



Good morning.
Time to wake up!



Good morning.

5



bed



pillow



pajamas



alarm clock



lamp



window



curtain



cushion




chest




blanket

How are you? (I'm fine)
How are you? (I'm fine)



Brush your teeth, (ch, ch)
Brush your teeth, (ch, ch)



Take a bite, (yum-yum)
Take a bite, (yum-yum)



Take a bath, (wash wash)
Take a bath, (wash wash)



Play with me, (OK)
Play with me, (OK)



Close your eyes, (good-night)
shh, shh, shhhhh..... good-night.



Say hello, (hello) Say hello, (hello) Say hello, (hello) my friends,
Say hello, (hello) Say hello, (hello) Say hello, my friends.

21 Time to play.
It's eleven o'clock.
Let's play!

23

Seesaw, seesaw, up and down,
Jungle gym, jungle gym, up and up,
Swing, swing, back and forth,
Slide, slide, here we go!



24 It's my turn.
No. No. Get in line.

- 25
- seesaw
 - jungle gym
 - swing
 - slide
 - monkey bars
 - sandbox
 - bucket
 - ball
 - tree
 - flower

48

Time to clean up.

It's six o'clock.
Let's clean up!



50

Put away. Put away. Put your toys away.
Put away. Put away. Put your toys away.
A doll, a car, a teddy bear and blocks.
Put away. Put away. Put your toys away.



51

Where can I put the blocks?
Put them in the drawer.

52



blocks



doll



dollhouse



teddy bear



puppets



marbles



cards



car



truck



picture book



65

Look at me. Look at me. Stop crying and smile.
Look at me. Look at me. Stop crying and smile.
Wipe your eyes, blow your nose,
Stop crying and smile.
Give mommy a big smile.



Look at me. Look at me. Stop crying and smile.
Look at me. Look at me. Stop crying and smile.
Wipe your eyes, blow your nose,
Stop crying and smile.
Give mommy a big hug.



66

Say I'm sorry.
I'm sorry.
I'm sorry.