


より使いやすく、学習内容を可視化。

Book2 (Third Edition) 指導の手引き

Learning Worldらしさはそのままに。マイナーチェンジを施しました。

付録ページを8ページ追加。

Supplement pages



全18曲。
チャンツ動画で楽しく英語を覚えます。

p.64

supplement Let's talk about the pictures.

絵を見てくつ英文で答えるかな?
In picture

1	4
2	5
3	6

テキスト本文の絵について自由に英語で describe します。いかに楽しくユーモアのある英語を言えるか? 生徒の創造性を引き出しながら進めてください。

p.65

Let's read. a e i o u ch sh th

- 1 A bad bat on a bat ()
- 2 six pigs jumping on the bed ()
- 3 It is a big cat. ()
- 4 A red bug is on a cap. ()
- 5 A hen and a cat sit on a bus. ()
- 6 A pink pig sat on a pin. Ouch! ()
- 7 Wash your hands with soap. ()
- 8 Six rich men sit on a bus. ()
- 9 She can hug the sun. ()
- 10 My mother can speak French. ()

フォニックスのThree-letter wordsや ch, sh, th のルールをフレーズや英文単位で首読します。

pp.66-71

Words Words Words ...and more

Communication Activity の語彙をプラス。(全6ページ)

Unit4~8のPhonics storyを2編ともにまとめました。

1st Editionの人気ソングが3rd Editionで復活。

p.76

Verbs in Use

supplement Verbs in Use

1	go	I usually go to bed at nine.
2	take	It's time to take a bath.
3	have	Can I have an ice cream cone, please?
4	know	I know!
5	come	I'm coming.
6	help	Come and help me.
7	make	Let's make a salad.
8	tell	I can tell!
9	pass	Pass me the salt, please.
10	change	Hurry up and do your homework.
11	change	Hurry up and change your clothes.
12	pack	Hurry up and pack your bag.
13	sound	The sounds great!
14	finish	I'm finished!
15	see	See?
16	show	Will you show me your notebook?
17	get	Get a folder for me, please.
18	watch	Watch your step!
19	join	May I join you?
20	sit	Can I sit here?
21	have	Have one, please.
22	look	It looks good!
23	share	Let's share it.
24	walk	I walk to school.
25	knock	Please knock on the door before entering.

p.77

Classroom A to Z

Classroom A to Z

- After you.
- Bring your notebook.
- Come here.
- Draw a line.
- Raise the board.
- Find your seat.
- Line up.
- Put your hands on your desk.
- Repeat after me.
- See you!
- Take a card.
- Understand?
- Very good.
- Write your name.
- Excellent!
- You're welcome.
- Zip your lips.

p.72

supplement Let's read.

A Fat Bat

- A fat bat can run.
- A fat bat can sit.
- A fat bat can hit.
- A fat bat can map.
- A fat bat can jump.
- But... a fat bat cannot fly.

A Red Bug

- A red bug.
- A red bug is wet.
- A red bug is mad.
- A sad red bug is out!
- A red bug is not sad.
- A red bug is free.

形容詞の語順変更。

p.73



73 Vegetable Man

Vegetable Man. Vegetable Man. A vegetable man that's what I am. Vegetable Man. Vegetable Man. Vegetable Man that's me.

- My head is a head cabbage.
- My ears are ears of corn.
- My body is a body pumpkin.
- My eyes are eyes onions.
- My arms are arms cucumbers.
- My legs are legs green peppers.
- My nose is a nose carrot.
- My mouth is a mouth pea.
- My hair is a hair mushroom.
- I have a cob of a cob of corn for teeth.
- My hands are hands great peppers.
- I have a foot eggplants for feet.

Book 2 Unit 2-3 pp.14-15

Shapesの語彙を3つ追加。(生徒が描く風の形の選択肢が増えました)

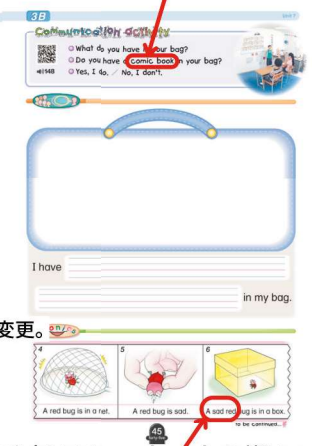
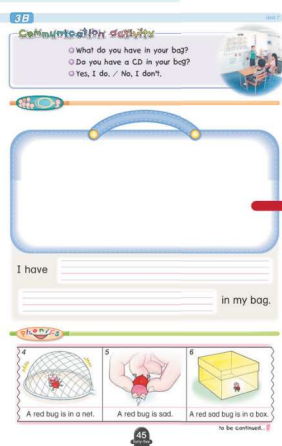
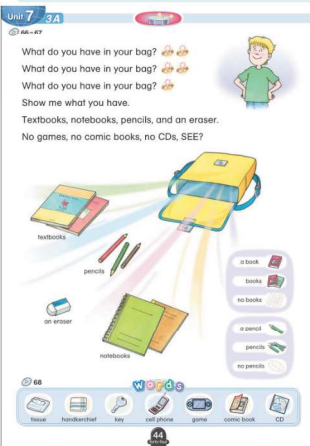


Words欄に語彙を追加しました。追加カードは無料ダウンロードできます。



Book 2 Unit 7-3 pp.44-45

時代に合わせて文字を変更
CDsをsnacksに。 CDをcomic bookに。



Words欄に語彙を追加しました。追加カードは無料ダウンロードできます。

tissues (1袋), a tissue (1枚)とわかるため(s)を入れて訂正。

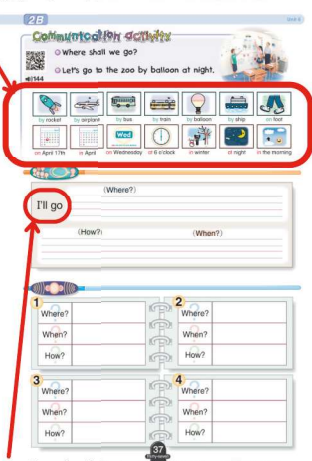
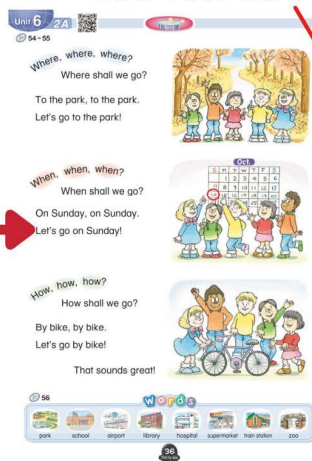


かばんの中の語彙を7つ追加。

形容詞をsad redの順に。

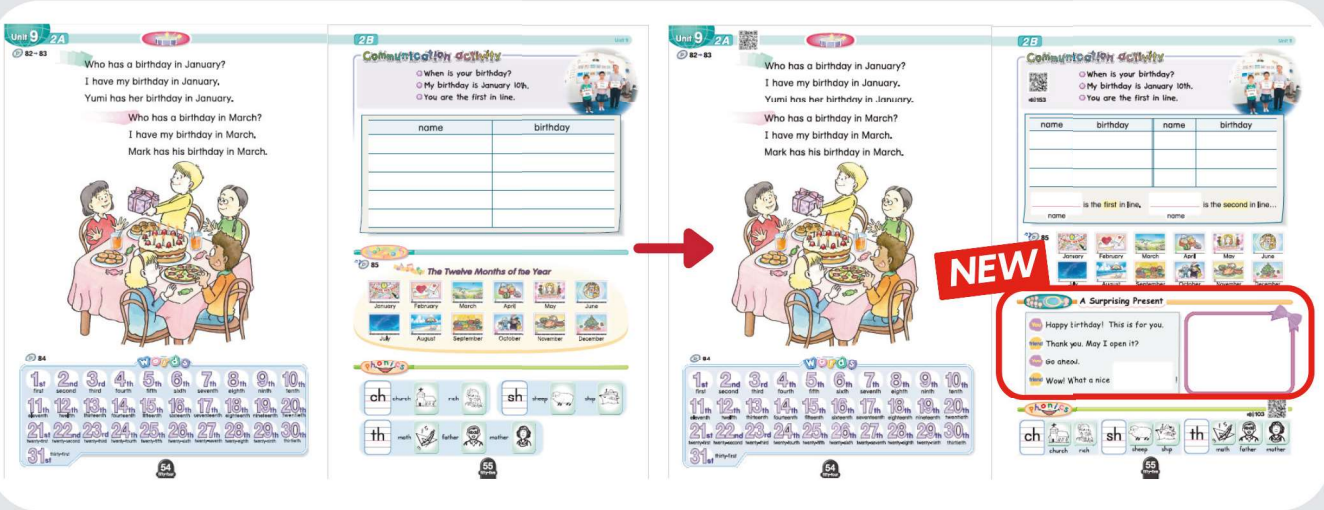


Book 2 Unit 6-2 pp.36-37

この活動で使う教具の絵 (一部) を可視化。



より自然な言語に



Unit 9-2 テキスト右ページ p.55

インタビュー活動

生徒1人1人に誕生日についてたずねます。
他の生徒達はその答えを聞いてテキスト55ページのインタビューシートをうめていきます。

- T : Who has a birthday in January?
 S1: I have my birthday in January.
 T : Yuka has her birthday in January.
 When is your birthday, Yuka?
 S1: My birthday is January 10th.
 T : Everybody, please write Yuka's name and her birthday in your textbook.

Interview

Ask each student one question about their birthdays.
Have the rest of the class listen to what those Ss say and fill in the chart on page 55 of their textbooks accordingly.

- T : Who has a birthday in January?
 S1: I have my birthday in January.
 T : Yuka has her birthday in January.
 When is your birthday, Yuka?
 S1: My birthday is January 10th.
 T : Everybody, please write Yuka's name and her birthday in your textbook.

自分のことを言ってみよう

A Surprising Present

このページは誕生日の友達にプレゼントを渡し、その場でプレゼントをあけてもらう設定です。

- 先生は英文を生徒達と一緒に読み、生徒達が内容を理解していることを確認します。
- 生徒達はペアになり、1人は「誕生日の人」、もう1人は「プレゼントを渡す友達」の役割となり、プレゼントの絵を描いた後、クラスの前に出て感情をつけて英語で発表します。

You: Happy birthday! This is for you.
 friend: Thank you. May I open it?
 You: Go ahead.
 friend: Wow! What a nice ...!

Oral Presentation

A Surprising Present

The student assumes the role of a friend who has a birthday today and a friend who gives a "nice" birthday present.

- Teacher reads the English text with students to make sure they understand the content.
- Have students get into pairs. One person will play the role of the "birthday person" and the other will play the role of "friend who gives gifts", and after drawing a picture of the gift, they will go to the front of the class and present it in English.

You: Happy birthday! This is for you.
 friend: Thank you. May I open it?
 You: Go ahead.
 friend: Wow! What a nice ...!

Note:

素敵なプレゼントを描くのはリアルで楽しいですが、プレゼントの内容がどんなものでも、もらった生徒はWhat a nice...!と言わなければなりません。
 例) 使いかけの消しゴム、少ししか残っていないお菓子など (教育的な配慮をしながら楽しく進行してください)

Note:

It's fun to draw a nice gift, but no matter what kind of gift it is, the student who receives it must say that it is nice.
 e.g. half-used erasers, sweets that are only a little left, etc.
 (Please have fun while taking educational considerations.)

Pass me the salad, please.
 Here you are.
 Do you want more chicken?
 No, thank you. I'm full.



What do you want to have?

Fried chicken, beef steak, roast pork and a baked fish.



Rice, spaghetti, sandwiches and a hot dog.



Cheese, yogurt and a big scoop of ice cream.



A cup of coffee and a cup of tea.



Wow! Isn't that too much?

Book 2
Unit 5-3
 pp.32-33

英文を追加しました。

改訂詳細は
下記から↓



追加カード、音声
のダウンロードも
可能です。(無料)

Book 2
Unit 10-3
 pp.62-63

英文を追加しました。

Hello.
 My name is Yumi.
 My family name is Suzuki.
 I am nine years old.
 My birthday is January fifteenth.
 I live in Vancouver.
 I am from Kobe, Japan.
 I like dogs.
 I don't like spiders.
 I want to be a teacher.




This is my friend, Mark.
 His family name is Cates.
 He is eight years old.
 His birthday is March sixth.
 He lives in Vancouver.
 He likes parrots.
 He wants to be a cook.



Communication activity



- What do you want from the grain group?
- I want spaghetti.



phonics

4 A fat bat can mop. 5 A fat bat can jump. 6 But... a fat bat cannot fly.

Communication activity



- This is my friend.
- She is ten years old.
- She lives in Osaka.
- She likes turtles.

name	me	my friend
How old are you?		
When is your birthday?		
Where do you live?		
What animal do you like?		
What do you want to be?		

1. 2. 3. (Activities involving children and birthday cakes)

p.64で子供達と言える英語を増やすため、イラストをテコ入れしました。

p.50

外を雨に。

TVを薄く、壁時計を追加。

p.37

赤丸を追加。

p.22

No, I don't. Do you? Yes, I do.

2+3を 2×3に。

2+3=?

p.56

筆記体をブロック体に。

is Yumi.