

# Everyday English Phrases

**It's my turn.**  
ぼくの番だよ。

**I'm done.**  
終わりました！

**What's wrong?**  
どうしたの？

**So what?**  
それがどうした？(だから何？)

**Trust me.**  
私を信じて(任せて！)

**Take your time.**  
ごゆっくり。

**I like it here!**  
ここ最高！

**I get it!**  
わかった！

**Hands off.**  
さわっちゃダメ。

**It's a piece of cake.**  
簡単！

**Guess what?**  
あのね。実はね。  
(ねえねえ聞いて)

**How come?**  
なぜ？

**Are you sure?**  
本当に？

**Take it easy.**  
気楽にこうよ。

**I'm afraid I can't.**  
残念ながらできません。

**Might be.**  
たぶんね。そうかもね。

**I'm coming.**  
今、行くよ〜。

**What's going on?**  
何が起きているの？



**am**  
Be verbs  
be 動詞



**What**  
What + be verbs  
What + be 動詞



**Imperatives**  
一般動詞 命令形



**like**  
Regular verbs  
一般動詞



**Plural**  
複数形



**How**  
Interrogatives  
疑問詞



**Adjectives**  
形容詞



**Auxiliary verbs**  
助動詞



**can**



**ing**  
Present progressive tense  
現在進行形

**It depends.**  
状況によります。  
(ケースバイケースです。)

**That makes sense.**  
理にかなってる。(それはそうだね。)

**Keep your chin up!**  
元気出して！がんばってね。

**I'm in a hurry.**  
急いでるの。

**I'll be back soon.**  
すぐに戻ります。

**I'll be right there.**  
すぐに行きます。

**I feel much better.**  
だいぶ気分が良くなりました。

**The sooner, the better.**  
早ければ早いほど良い。

**How was it?**  
どうだった？

**It was fun.**  
おもしろかった。

**I changed my mind.**  
気が変わりました。

**I got it.**  
了解！

**It was nice meeting you.**  
お会いできてよかった。

**Let's get going.**  
さあ行こう。

**For here or to go?**  
ここで食べる？ 持ち帰る？

**Are you ready to go?**  
もう出発できる？



**does**  
Third-person singular  
三単現 s



**Prepositions**  
前置詞



**Adverbs**  
副詞



**Future tense**  
未来形



**er**  
Comparatives  
比較級



**was**  
Past tense be verbs  
Be 動詞の過去



**Past tense**  
一般動詞の過去



**did**



**ing**  
Gerunds  
動名詞



**to**  
Infinitives  
不定詞



## CONTENTS

STEP	topics	page
1	自分のことを言ってみよう Be verbs	4
2	「これは何?」と言ってみよう What + be verbs	8
3	動作を表す言葉を使ってみよう Imperatives	12
4	動作を表す言葉を使って自分のことを言ったり質問したりしてみよう Regular verbs	16
5	数をかぞえてみよう Singular/ Plural	20
6	いろいろなことを質問してみよう Interrogatives	24
7	「物」「人」「ことから」をくわしく言ってみよう Adjectives	28
8	できること、できないことを言ってみよう Auxiliary verbs	32
9	今していることを言ってみよう Present progressive tense	36
10	だれか(第三者)のことを話題にしてみよう Third-person singular	40
11	場所を明確に言ってみよう Prepositions	44
12	動作をもっとくわしく言ってみよう Adverbs	48
13	「これからのこと」を言ってみよう Future tense	52
14	比べてみよう Comparatives / Superlatives	56
15	過去の状態、その時していたことを言ってみよう Past tense be verbs/ Past progressive tense	60
16	過去のことを言ってみよう Past tense	64
17	「～すること」を言ってみよう Gerunds / Infinitives (as nouns)	68
18	「何のためのもの」、「何のためにする」のかを言ってみよう Infinitives (as adjectives and adverbs)	72
supplement	Helen Keller	76
	Smiling is Infectious	77



# Learning World 4 STUDENT BOOK BRIDGE

with

Mikiko Nakamoto





I am a rabbit.  
I am not a cat.

ぼくはうさぎ。  
ねこではありません。



I know. わかってるよ。

I am a cat.  
I am not a rabbit.

私はねこ。うさぎじゃないよ。



I am a dog. I am a panda.

まず、使ってみよう!

Let's get started using "I am ..."



I am, you are, we are, they are,  
he is, she is, it is, too.

I am happy, you are happy,  
we are happy, they are happy.

He is happy, she is happy,  
it is happy, too. **GREAT!**



■ 「～です」と言いたい時は英語では **Be** ファミリーを使います。

「～です」や「～にいます」には **am** と **is** と **are** があります。  
みんな **Be** ファミリーの一員です。

I の時は私にお任せくださ～い。





## 1 「私は～です」を練習しましょう。

I **am** Lisa.  
I **am** a student.  
I **am** happy.  
I **am** from Japan.

2 主語 (だれのことを言うか) によって **Be** ファミリーの他のメンバー **are, is** を使います。

You  
We  
They



**You are We are They are**

「あなたは～です。 私たちは～です。 彼らは～です。」の時はぼくの出番です。


He  
She  
It



**He is She is It is Mr. Be is**

「彼は～です。 彼女は～です。 それは～です。 Beさんは～です。」の時は私の出番です。

## 3 「～ではありません」と言う時



短く言うこともできるよ。



I **am not** Lisa. = I'm **not** Lisa.  
You **are not** Lisa. = You **aren't** Lisa.  
She **is not** Lisa. = She **isn't** Lisa.  
It **is not** a cat. = It **isn't** a cat.



I am = I'm are not = aren't is not = isn't

## 4 「～ですか？」と質問する時

質問する時は、こう並ぶんだもん!



書く時は、最初を大文字にするのを忘れないで!

**Am** I Lisa? Yes, you are. No, you are not.  
**Are** you Lisa? Yes, I am. No, I am not.  
**Is** she Lisa? Yes, she is. No, she is not.  
**Is** it a cat? Yes, it is. No, it is not.



## One more chant!

6 I'm sleepy, Are you sleepy? No, I'm not. I'm not sleepy yet.  
He's sleepy, Is he sleepy? No, he's not. He's not sleepy yet.  
She's sleepy, Is she sleepy? No, she's not. She's not sleepy yet.

He is = He's She is = She's

5 「～にいます」「～にあります」と言う時も **am, is, are** を使います。

I **am** (I'm) here. 私はここにいます。  
My school **is** in front of the station. 私の学校は駅の前にあります。

Write each sentence. If they are not true for you, rewrite them using "not".

次の文章を必要があれば否定して、必要がなければそのまま書きましょう。

- I am a student.
- I am always happy.
- I am from Hokkaido.
- I am thirteen years old.
- I am a good listener.
- I am good at sports.
- I am punctual.

## Let's Plan and Make a Presentation



## Me &amp; My Friend

Introduce yourself and a friend.

自分のことと友達のことを紹介しましょう。

Hello, everyone.

- My name is \_\_\_\_\_. Please call me \_\_\_\_\_.
  - I am \_\_\_\_\_. I \_\_\_\_\_ years old.
  - I am good at \_\_\_\_\_.
  - \_\_\_\_\_ is my friend. He/She is \_\_\_\_\_ years old.
  - He/She \_\_\_\_\_ and \_\_\_\_\_.
  - I'm very happy to be here with my friend \_\_\_\_\_ today.
- Thank you.



## Let's Listen

p.4の絵を見ながら答えましょう。

1

2

3

4



Yoo-hoo! やっほ~!  
I am here at the top  
of the tree.

木のてっぺんにいるよ。



What? えっ!  
Where? どこって?  
Why? なぜ?  
How? どうやって?

まず、使ってみよう!

Let's get started using "Where, When, How"

Let's go to the museum on Saturday by bike.

Ann

Let's go to the park on Sunday by bike.

Daisuke

Let's go to the park on Sunday by car.

Eve

Let's go to the park on Sunday by bus.

Lisa

Let's go to the park on Saturday by car.

JJ

Let's go to the park on Saturday by bus.

Mark

Let's go to the museum on Sunday by car.

Yumi

Let's go to the park on Saturday by bike.

Min

Let's go to the museum on Sunday by bike.

Nelson

Let's go to the museum on Saturday by car.

Ema



Where, where, where?

Where shall we go?

To the park, to the park.

Let's go to the park.

When, when, when?

When shall we go?

On Sunday, on Sunday.

Let's go on Sunday.

How, how, how?

How shall we go?

By bike, by bike.

Let's go by bike.

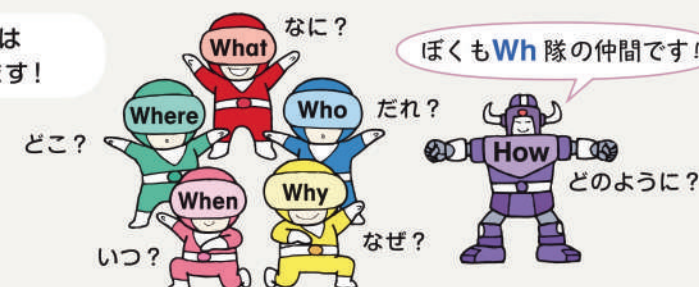
That sounds great!



■ いろいろなことを質問する時は、一番聞きたいことを最初に言います。

たいていのわからないことは  
ほくたち Wh 隊で解決します!

ほくも Wh 隊の仲間です!





1 「何か」「どこに」「いつ」「なぜ」「だれ」「どのように」を練習しましょう。



One more chant!


30

What is it? Where is it? When is it? Why is it? Who is it? How is it?

2 「何か」がわからない時はまず **What**、その後、質問文の順でたずねます。

**What** + do you have?

わからない時は質問の形でぼくの後についてきてくださーい！



何を きみはほしいの？

**What** do you want?

どこに きみは行くの？

**Where** do you go?

いつ きみは行くの？

**When** do you go?

なぜ きみは行くの？

**Why** do you go?

どのように きみは行くの？

**How** do you go?

日本語の順番をちょっと  
変えるとわかりやすいよ！



One more chant!

31

Where do you go? When do you go? How do you go? Why do you go?  
And what do you want to do there?

3 くわしく聞きたい時は **What, Whose, Which** のすぐ後に、質問したいものを続けて言います。

What sport do you play?

Whose bag is this?

What time do you get up?

Which ice cream do you want?

What kind of music do you like?

Which month is the coldest?

きみたち、だ～れ？

Who are you?



ぼくたちも仲間に入れて～！

4 **How** は、いろいろなものの「どのくらい」に使うこともできます。


How old is your grandmother?

How many brothers do you have?

How tall are you?

How much is it?

How often do you brush your teeth?



Write about yourself.

1 Where do you live?

2 How do you spell your last name?

3 Who is your English teacher?

4 What grade are you in?

5 When is your birthday?

6 Do you like English? Why or why not?

## Let's Plan and Make a Presentation



### Our Favorite Things

Conduct a survey and present the results.  
テーマを1つ選びアンケート調査をし、その結果を発表しましょう。

Our survey is on favorite fruits / favorite sports / favorite animals.

☐ fruits ☐ sports ☐ animals

### Our favorite fruits (What fruit do you like?)

The top three are \_\_\_\_\_, \_\_\_\_\_ and \_\_\_\_\_.

### Our favorite sports (What sport do you like?)

The top three are \_\_\_\_\_, \_\_\_\_\_ and \_\_\_\_\_.

### Our favorite animals (What animal do you like?)

The top three are \_\_\_\_\_, \_\_\_\_\_ and \_\_\_\_\_.

## Let's Listen

p.24 の絵を見ながら答えましょう。



Ann



Eve



JJ



Yumi



Nelson



Daisuke



Lisa



Mark



Min




Ema



You are wearing nice pants!

ステキなパンツはいてるね!



No. I'm not wearing pants. The stripes are natural.

ううん、パンツじゃないよ。これ、天然もの。

まず、使ってみよう!

Let's get started using "I am...ing."



I am dancing. You are dancing.

He is dancing. She is dancing.

They are dancing. 🌸🌸

We are dancing on the earth. 🌸🌸🌸🌸

Look! It is dancing, too!



■「今～しています」と言う時は、Be ファミリー(am, is, are)+動作を表す言葉+ingで表します。

私たちも大切なんだからね!



ing がくっつくと、「～している」という意味です。



1 今していることを **Be** ファミリー (**am, is, are**) + **...ing** を付けて練習しましょう。

One more chant!

43

Read! I'm reading. Write! I'm writing. Study! I'm studying.  
Sit! I'm sitting. Listen! I'm listening to you!

ing を書く時は、つづり方に注意が必要な言葉もあります。


I am **eating**. I am **washing**. I am **crying**. I am **thinking**.  
I am **dancing**. I am **driving**. I am **smiling**. I am **coming**.  
I am **running**. I am **hopping**. I am **swimming**. I am **chatting**.



2 「～していますか?」と質問する時と、「～(今)していません」の言い方を練習しましょう。

Are you **sleeping**?

No, I am **not**. I am **not** sleeping.  
I am **studying**.



Are you kidding?  
うっそ〜!

3 「何をしていますか?」と質問する時は **What** で始めます。その他、次の表現を練習しましょう。

**What** are you doing? I am studying English.  
**Where** are you going? I am going to school.  
**Who** is playing the piano? My mother is.

4 もともと行為が続いている状態を表す言葉は、**ing** を付ける必要はありません。

I **like** music. I **live** in Hokkaido. I **want** a dog.  
I **know** Mr. Miller. I **love** my pet. I **have** a sister.

● **have** のいろいろ

私は状態を表す **have** だから **ing** は付けないの。



● I **have** a sister. (いる)  
● I **have** a book. (持っている)  
● I **have** a dog. (飼っている)

私たちは動作を表すから **Be** ファミリーと一緒にあって「～している」という意味になります。



● I **am having** lunch now.  
● We **are having** a good time.

5 近い未来を **Be** ファミリー + **...ing** で表す時もあります。

I **am leaving** for Hawaii tomorrow.  
I **am taking** a test tomorrow.  
When **is** your mother **coming**?

● 次の表現も覚えておくと便利です。

● I'm coming.  
● I'm starving.  
● The phone is ringing.

Write each sentence. If they are not true for you, rewrite them using "not".

1 I am studying English now.

1 \_\_\_\_\_

2 It is raining now.

2 \_\_\_\_\_

3 My teacher is wearing contact lenses now.

3 \_\_\_\_\_

4 I am writing now.

4 \_\_\_\_\_

5 I am enjoying my school life.

5 \_\_\_\_\_

6 I live in Kyushu.

6 \_\_\_\_\_

7 I know my teacher's birthday.

7 \_\_\_\_\_

## Let's Plan and Make a Presentation



**The Best Excuses** Your mother asks you to help her, but you think you are busy! What are you doing?  
お母さんが手伝ってくれるように頼んでいます。手伝わなくても許されそうな言い訳は?

Mother: Will you come and help me right now?

**Ex.** Sorry, I can't because I am talking on the phone now.

**My Idea** Sorry, I can't because I am \_\_\_\_\_ now.

**Group Summary**

1 Sorry, I can't because I am \_\_\_\_\_ now.

2 Sorry, I can't because I am \_\_\_\_\_ now.

3 Sorry, I can't because I am \_\_\_\_\_ now.

## Let's Listen

p.36の絵を見ながら答えましょう。

1

2

3

4



Does this dog eat cats?

この犬…ネコ食べたりする?

I hope it doesn't.

それはない…と思うけど。



Relax.  
I'm not hungry now.

大丈夫。今おなかすいてないし。

まず、使ってみよう!

Let's get started using "Lisa's house has..."

1



( )

2




( )

3



( )

4



( )

5



( )

6



( )

7



( )

8



( )

Do you like me? No, we don't.

Yes, you do. No, we don't.

Yes, you do. No, we don't.

Yes, you do. All right, we like you.



Does he like me? No, he doesn't.

Yes, he does. No, he doesn't.

Yes, he does. No, he doesn't.

Yes, he does. All right, he likes you.



Does she like me? No, she doesn't.

Yes, she does. No, she doesn't.

Yes, she does. No, she doesn't.

Yes, she does. All right, she likes you.



■ 話す人、聞く人以外のこと(単数)を話題にする時、英語では動作を表す言葉が変化します。

私たちは、「3人称トリオ」で〜す。



動作を表す皆さん、変身してください。

え! 私じゃだめ?











変身!



# 1 I, You, We, They の時は have だけど、He, She, It の時は has に変身します。

話す人が1番目の人、話し相手(聞く人)が2番目の人、話題になる人や物は3番目なので、「3人称」と言います。

話す人  <b>I have</b>	聞く人  <b>You have</b>	話題になる人、物 男ならば  <b>He</b> 女ならば  <b>She</b> 物ならば  <b>It</b>
話す人が2人以上ならば  <b>We have</b>	聞く人が2人以上ならば  <b>You have</b>	話題になる人が2人以上ならば  <b>They have</b>



One more chant!

47

 You have a tail.  He has a tail.  She has a tail.  It has a tail.  They all have one, but I don't.

## 2 He, She, It の時の形を音に注意して練習しましょう。言葉のつづり方にも気を付けましょう。

run → run <b>s</b>	come → come <b>s</b>	read → read <b>s</b>
walk → walk <b>s</b>	help → help <b>s</b>	speak → speak <b>s</b>
want → want <b>s</b>	write → write <b>s</b>	eat → eat <b>s</b>
use → use <b>s</b>	lose → lose <b>s</b>	choose → choose <b>s</b>
study → studi <b>es</b>	fly → fli <b>es</b>	cry → cri <b>es</b>
wash → wash <b>es</b>	teach → teach <b>es</b>	go → go <b>es</b>
* have → ha <b>s</b>	do → do <b>es</b>	say → say <b>s</b>

## 3 質問する時、「～しない」と言う時 He, She, It の時は do の代わりに does を使います。

He **lives** in Tokyo.

**Does** he **live** in Tokyo?

S はいりません!

● Yes, he **does**.  
● No, he **doesn't**.  
does not = doesn't

ぼくがお手伝いします。  
s は追い出しますのでご安心を!

He **doesn't live** in Tokyo.

S は必要ありません。

## 4 what, where, when, how, why, who を使って、話題になっている人のことを質問する時

何を?	トムはほしいの?	<b>What</b> does Tom want?
どこに?	トムは住んでいるの?	<b>Where</b> does Tom live?
いつ?	トムは帰ってくるの?	<b>When</b> does Tom come home?
どうやって?	トムは帰ってくるの?	<b>How</b> does Tom come home?
なぜ?	トムはそれがほしいの?	<b>Why</b> does Tom want that?

**Who** の時はだれ(主語)がわからないので、後は質問文の形になりません。

だれが? ピアノを弾くの? **Who** plays the piano? My father **does**.  
I **do**.

## 1 Write each sentence. If they are not true for you, rewrite them using "not".

1 Santa Claus comes to my house.

2 My mother drives a car.

3 February has twenty-nine days this year.

4 The moon is full this week.

## 2 Answer the questions.

Ex. Does your father smoke? No, he doesn't. He doesn't smoke. Yes, he does. He smokes.

1 Does your school have a swimming pool?

2 When does the school year start in Japan?

## Let's Plan and Make a Presentation



### Famous People

Choose a currently famous person, and describe his/her job and life.  
今活躍している有名な人を1人選び、その人のことを紹介しましょう。

What's his/her name? \_\_\_\_\_

He/ She is a \_\_\_\_\_

(occupation)

He/ She \_\_\_\_\_

He/ She \_\_\_\_\_

He/ She \_\_\_\_\_

I like him / her because \_\_\_\_\_

## Let's Listen

p.40 の絵を見ながら答えましょう。

1

2

3

4



Mirror, mirror,  
かがみよ、かがみ。

who is the most beautiful  
lady in the world?

世界で一番美しい女性はだれだ。



Queen, you are beautiful.

女王様あなたは美しいです。

But Snow White is  
more beautiful than you.

でも白雪姫はもっと美しい。

まず、使ってみよう!

Let's get started using "Are you taller than ...?"



Daisuke



Jason




JJ



Lisa



Ann



Eve

This one is big, bigger than the other one.

This one is cheap, cheaper than the other one.

This one is nice, nicer than the other one.

Big, bigger

cheap, cheaper

nice, nicer

I'll take the better one.



■ 2つのものを比較したり、「一番〜だ」と言う時は、**er** または **est** を付けます。

I am **tall**.



I am **taller**.



I am **the tallest**!



「もっと〜です」と言う時は、語尾に **er** を付けます。

「一番〜です」と言う時は、語尾に **est** を付けます。

**tall taller tallest**



1 「より…だ」「～の中で一番…」の言い方を練習しましょう。

● **er est** が付くグループ

old → older → the oldest	easy → easier → the easiest
big → bigger → the biggest	large → larger → the largest
happy → happier → the happiest	pretty → prettier → the prettiest

● 全く変身グループ

good → better → the best	bad → worse → the worst
--------------------------	-------------------------

● **more most** が付くグループ

interesting → more interesting → the most interesting
difficult → more difficult → the most difficult
famous → more famous → the most famous
popular → more popular → the most popular

一番の時、**the** を忘れないで～。



One more chant!

I am happy.

I am happier.

I am the happiest.

I am pretty.

I am prettier.

I am the prettiest.

2 「～よりも…だ」と言う時は **er** の後に **than** ～ を続けて言います。

I am strong. → I am stronger **than** you.


I am tall. → I am taller **than** my brother.

3 「～の中で一番」と言う時、(人)数の中では **of**、グループ(容器)の中では一番の時は **in** を使います。

I am **the tallest of** the three.

I am **the tallest in** my class.

I am **the youngest of** the three.  
I am **the youngest in** my family.  
My house is **the strongest of** the three.



4 「AとBのどちらが、より～ですか」と質問したい時は **A or B** を使います。

人の場合: Who is taller, A **or** B? A is taller than B.

物の場合: Which is heavier, A **or** B? B is heavier than A.

5 動作について「～よりも…だ」「～の中で一番…」と比べることもできます。

I run **fast**.

I run **faster**.

I run **(the) fastest** in my class.

I play the piano **well**.

I play the piano **better** than you.

I play the piano **(the) best** in my family.

Complete the sentences.

1 The moon is \_\_\_\_\_ than the earth. (smaller or bigger)

2 One inch is \_\_\_\_\_ than one centimeter. (longer or shorter)

3 I am \_\_\_\_\_ than my mother. (taller or shorter)

4 Cheetahs run \_\_\_\_\_ than the Shinkansen. (faster or slower)

5 I like \_\_\_\_\_ better than \_\_\_\_\_.

6 The best athlete in my class is \_\_\_\_\_.

7 \_\_\_\_\_ is the most difficult subject for me.

## Let's Plan and Make a Presentation



### Animals in the World

What animals are the cutest? The scariest? Present your opinion.

あなたにとって一番かわいい動物は? 一番怖い動物は? 動物についてスピーチしましょう。

Among all the animals in the world,

I think \_\_\_\_\_ are the cutest.

\_\_\_\_\_ are the scariest.

\_\_\_\_\_ are the strongest.

\_\_\_\_\_ are the funniest.

\_\_\_\_\_ are the most beautiful.

In Japan, \_\_\_\_\_ are the most popular animals.



## Let's Listen

p.56の絵を見ながら答えましょう。



Daisuke



Jason



JJ



Lisa



Ann



Eve



Did you eat my nuts?

ぼくの木の实食べた?



No, I didn't. No way!

食べてなんかいないよ。

Burp! Excuse me!

げっぷ 失礼!

まず、使ってみよう!

Let's get started using "Did you ...?"



last night




the day before yesterday



three days ago



four days ago



five days ago



last Friday



yesterday afternoon



last Sunday

Did you make your bed?



Yes, I did. Yes, I did.  
I made my bed. Look!



Did you eat your lunch?



Yes, I did. Yes, I did.  
I ate my lunch. Look!



Did you clean your room?



Yes, I did. Yes, I did.  
I cleaned my room. Look!



Did you take a bath?



Yes, I did. Yes, I did.  
I took a bath. Look!



■ 過去のことを言う時、動作を表す言葉は変化します。  
後ろに **ed** が付く時と、全く変身する時があります。

ぼくは **ed** が付くんだよ。

へー、私は **d** が付くだけ。

ぼくは **went** になるんだ!

私は **saw** になるんだもん!

answer ed

アンサーくん

love d

ラブちゃん

go

ごうくん

see

シーちゃん



## 1 過去のことを言う時、動作を表す言葉は変化します。

play	played	open	opened	clean	cleaned
live	lived	love	loved	smile	smiled
study	studied	cry	cried	try	tried
walk	walked	wash	washed	watch	watched
want	wanted	visit	visited	start	started
stop	stopped	drop	dropped	plan	planned

言葉によって音や  
書き方が変わるので  
注意しなくちゃ!



一緒にいようね!

もともと動詞の最後にeがあるからdだけでいいよ。

ぼくの場合は最後の字(p)がもう1つあるんだ。

私はyがiに変身してからです。



ぼくたちは全く変身してしまうのです。



みんな、ややこしいのね。私たちは変身しません。



run	ran	come	came	see	saw	go	went
do	did	eat	ate	give	gave	take	took
speak	spoke	write	wrote	drink	drank	choose	chose
have	had	meet	met	make	made	sit	sat
find	found	tell	told	leave	left	win	won
buy	bought	teach	taught	catch	caught	bring	brought
cut	cut	put	put	set	set	read	read

## 2 動作を表す言葉の過去形はだれのことを言っても同じ形です。

## One more chant!

72

Who came here? ×××

I came, you came, he came, she came, it came, they came,  
Sam came, too! We all came here! ×××

過去形もいいところあるじゃない。



## 3 質問する時、「～しなかった」と言う時は did を使います。

ひかえろー!  
これが目に入らぬか!  
did でござるぞ。  
元の形に戻れ!!



He went to school yesterday.

Did he go to school yesterday?

He did not go to school yesterday.  
(didn't)

did not = didn't

## 4 過去形を使っていろいろなことを質問してみましょう。

## One more chant!

73

Where did you go?

What did you see?

What did you buy?

How much did you pay?

What did you do, then?

I went to the market.

I saw some fruit.

I bought an apple.

I paid a dollar.

I ate the apple.



Remember what you did yesterday, and write each sentence.  
If they are not true for you, rewrite them using "not".

1 I got up early in the morning.

1

2 I left home before seven o'clock in the morning.

2

3 I went to bed after ten.

3

4 I read the newspaper.

4

5 I took a bath.

5

6 It rained.

6

## Let's Plan and Make a Presentation



## Historical Figures

Choose a historical person, and describe what he/she did.

歴史上の人物を1人選び、その人のことを紹介しましょう。

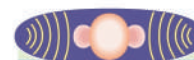
## My Idea

Name of the person: \_\_\_\_\_

What he/she did: \_\_\_\_\_

## Group Summary

We chose \_\_\_\_\_



## Let's Listen

p.64 の絵を見ながら答えましょう。

1

2

3

4